C-171236

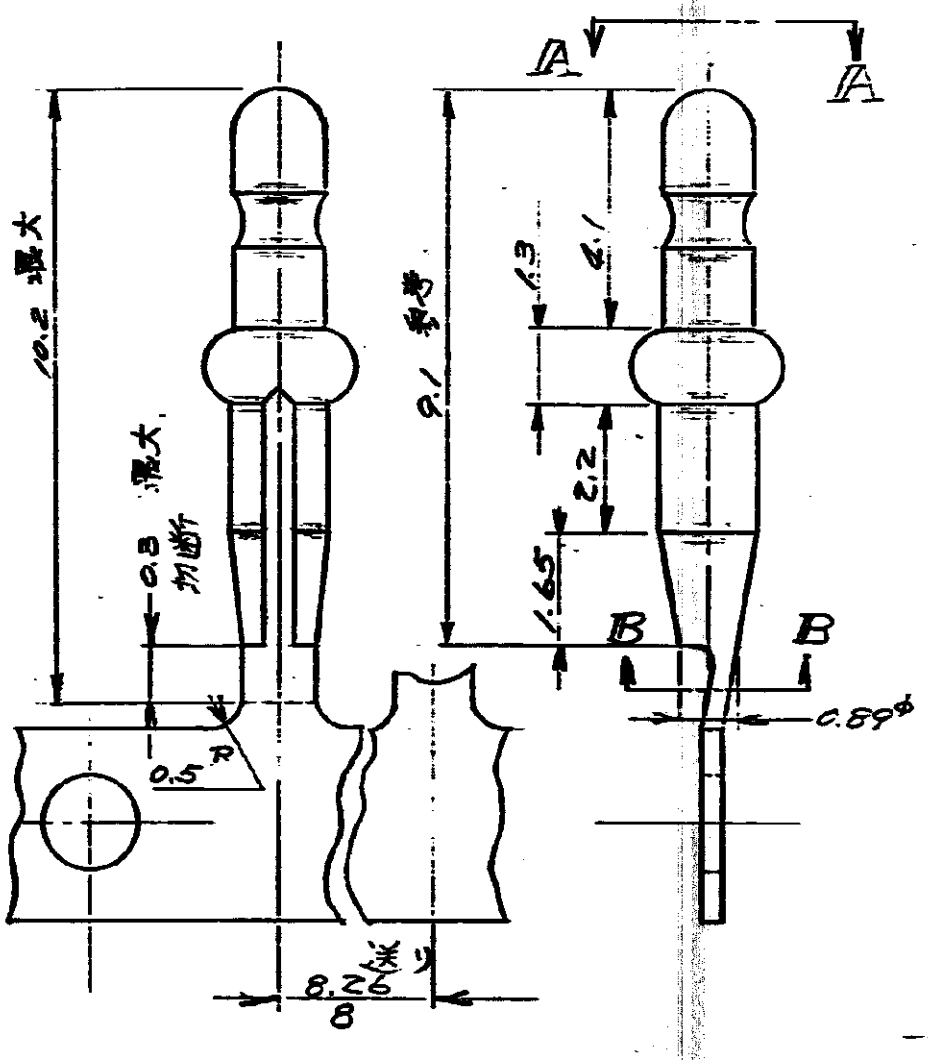

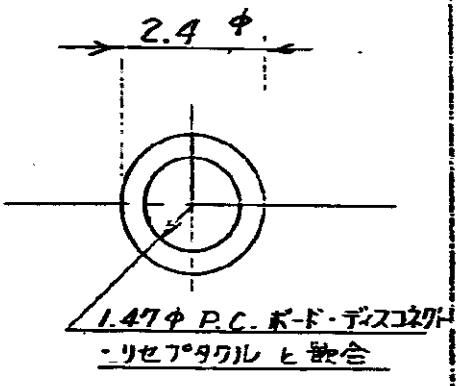

矢視 A－A

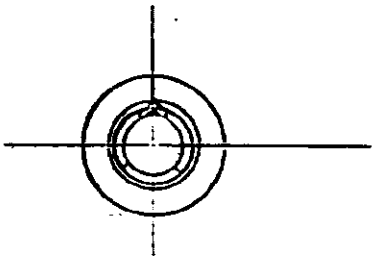

断面 B－B

注）
1. 適用プリント基板厚
1.59～2.38
2. 適用プリント基板穴サイズ
1.47～1.57
3. 製品規格番号 108－5058

型番	ばら状態の型番	材料および仕上	嵌合相手型番
171236-1	171255-1	0.25t 銀めっき材(銅下地)真鍮	170136-1,2

LTR	変更 REVISION RECORD	DR.	CHK.	DATE
03	REDRAWN W/CHANGE JE-4クトロ S.O			8/28/78
02	CORRECTIVE JE-4199 ADDED L.P. NO.			9/20/78
01	(P-DWG REV. 01)			
0	RELEASED (P-DWG REV. 0)			

DR. 2 Hosiw
CHK.
APP.

© COPYRIGHT 1978 AMP JAPAN, LTD. ALL RIGHTS RESERVED. AMP PRODUCTS COVERED BY PATENTS AND OR PATENTS PENDING

参考図面 (CUSTOMER COPY) REFERENCE ONLY

PIN MATERIAL 表参照
PLATE FINISH 表参照
CONDUCTOR WIRE RANGE — AWG
INSULATION DIA. — IN
GLASS —
TYPE —

AMP 日本エー・エム・ピー株式会社 TOKYO, JAPAN

TOLERANCE EXCEPT AS NOTED ±0.4 ±1°0'
SCALE 8-1
LOC J SIZE A DWG NO. C-171236 REV 03

1.47φ P.C. ボード・ピン

SHEET 4 OF 4 PRINT SIZE C

AMP-J 330-1 REV. 3-72

単位：特 DIMENSIONS IN MM DO NOT SCALE PRINT